

**Who is the funniest
in the world?**

Inspiration

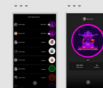


Combined



Popup
when you open the app, and have received coins

Intro screens



Video feed



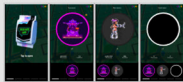
Report video



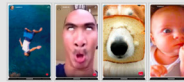
Maps



Unpack coins



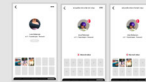
Kiss - on video




Search



Profile





Coins book



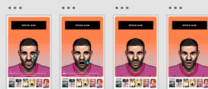
Intro - story about avatar



Avatar mood



Other Avatar



Record video



Popup



Camera roll



Need extra time



Add tags to video



Below you see the intro screens as a brief explanation of the basics of the concept, after which you can log in in 5 steps.

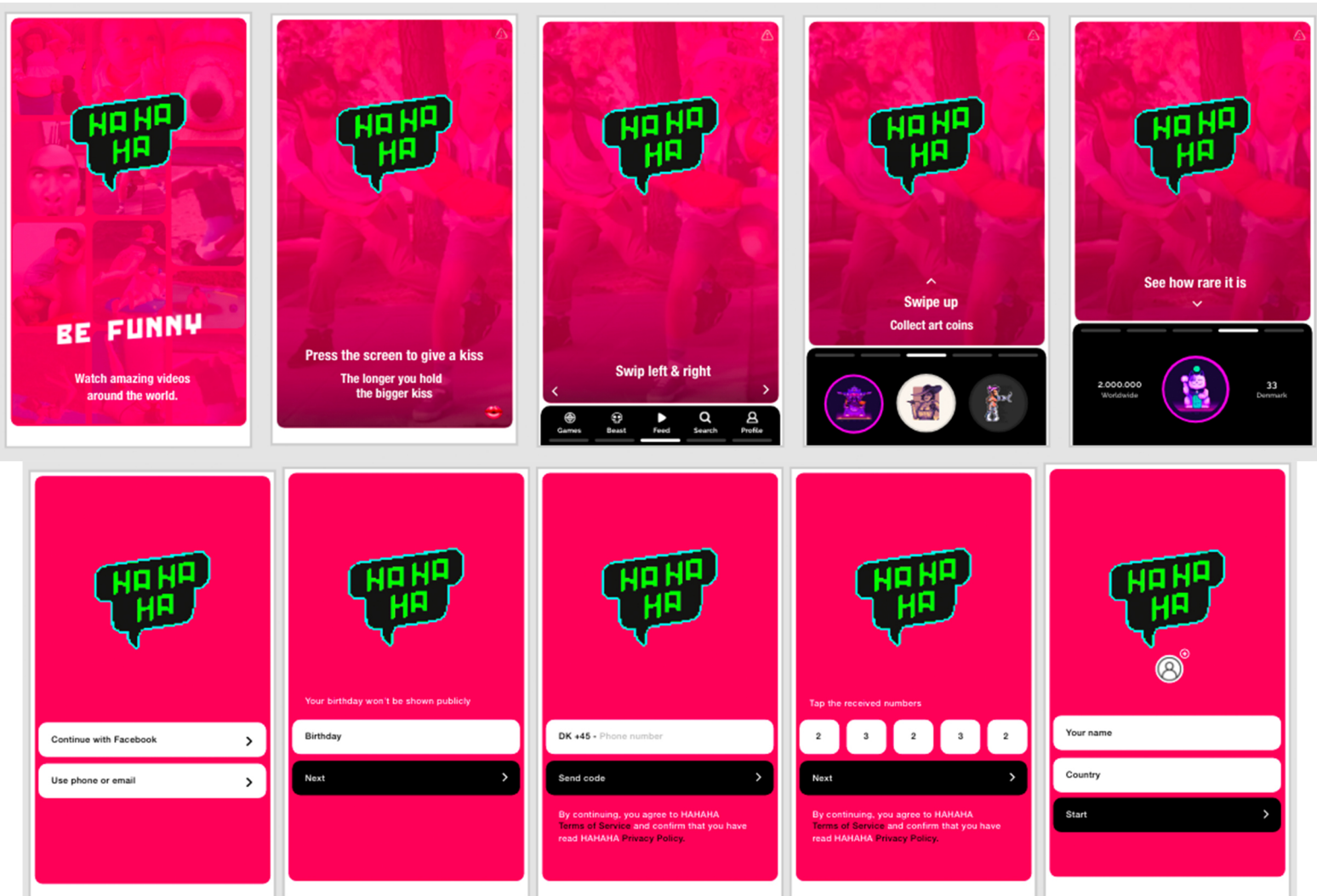
1 login with facebook or email

2. Write your age

3/4. Your phone number and we will send a security code so that there are as few fake profiles as possible.

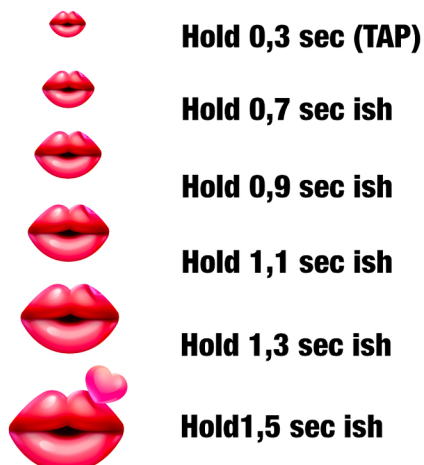

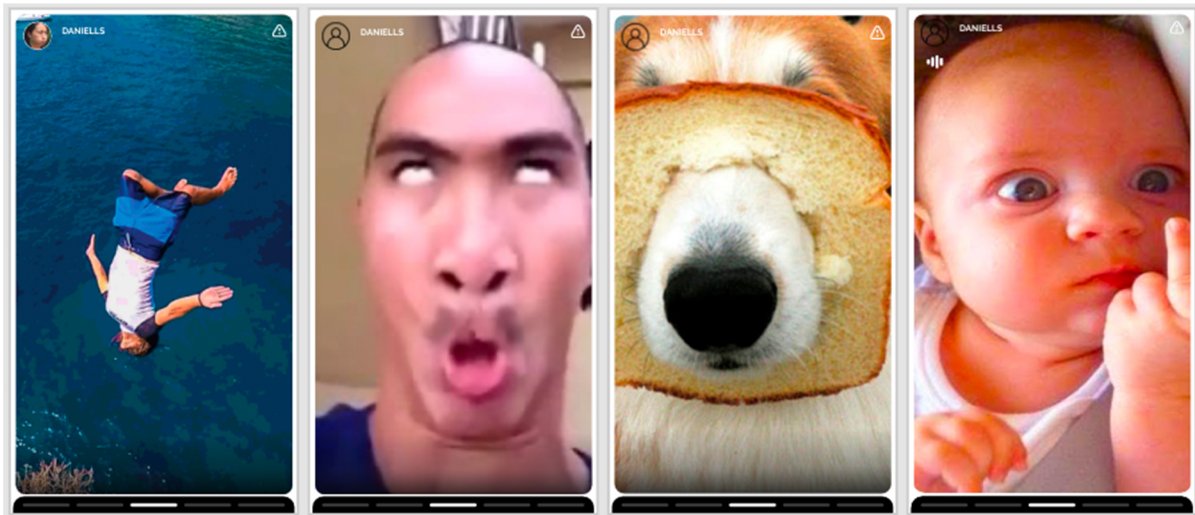
A phone number can only be used once.

5. Write your user name and the country you come from.



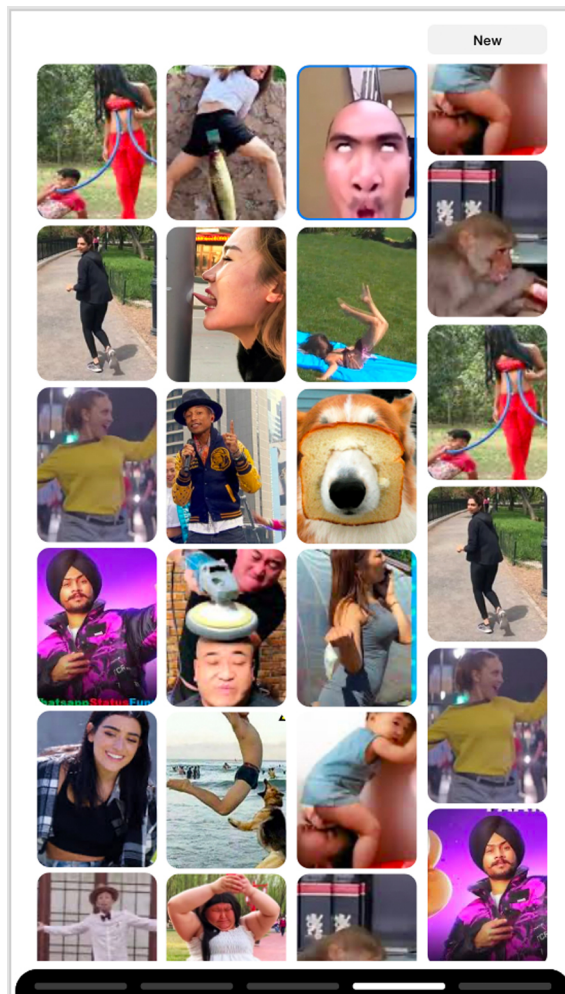

Video overview

1. At the top is the profile that uploaded the video and his / her profile picture and name
2. Report inappropriate videos easily here
3. Touch the screen to watch a new video. A kiss / like is given at the same time as you give it. The longer you hold your finger down on the screen the greater kiss you give to the video and profile. Here you can see 5 buttons that lead to different places in the app.
4. at the bottom you can see how long you have to hold on the screen to watch a new video. The size of kissing. This must be tried out.



Search in all videos

1. our search function is divided into 4 categories. which can be scrolled individually.
2. When users scroll through the video feed, the header of the video list is displayed.



1. An intro cartoon is shown here for the first time, which briefly tells about the avatar you have in the app. Later, there may be small popups with small cartoon stories about your avatar, depending on how many kisses you get.

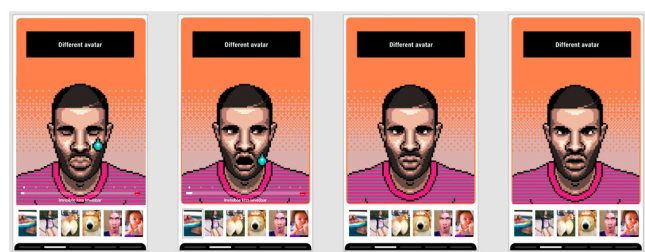
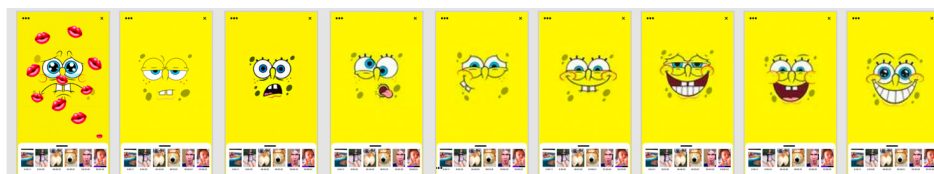

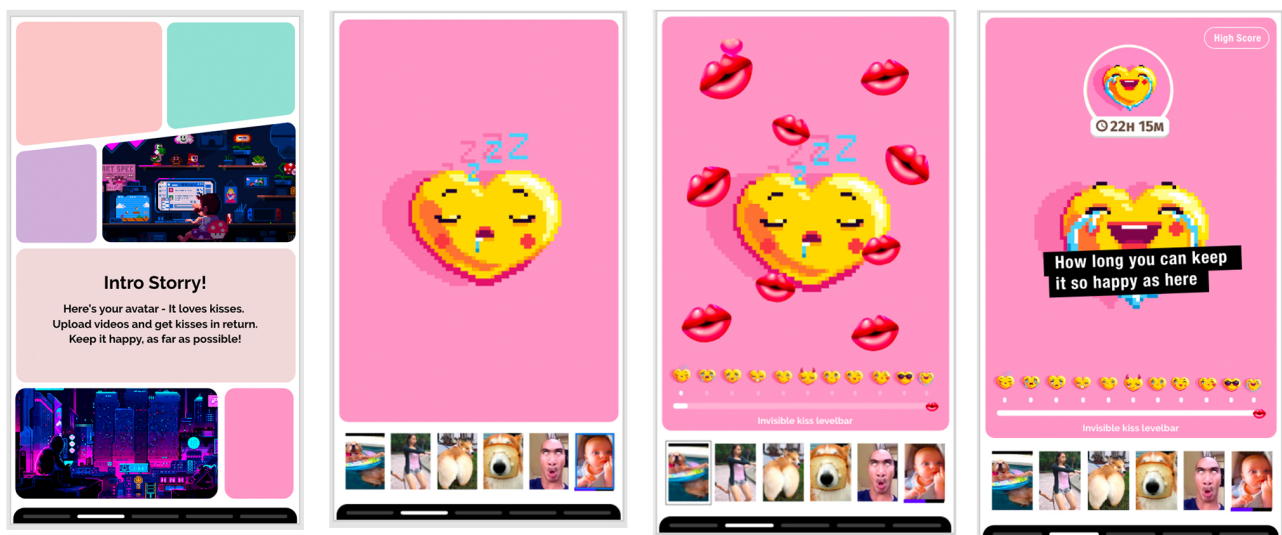
2. You for the option to select different avatars. This is just a demo as the inspiration.

3. When users cut the videos they have posted, they can see the number of kisses the video has received.

Once the avatar has gotten enough kisses change the face expression.

5. We think that the avatar and that expression should function as a gif file / video file. which can then move back and forth depending on how many kisses you have.

6. Users have the opportunity to keep track of how long they have kept their avartar top happy.



This part is not included in the MVP

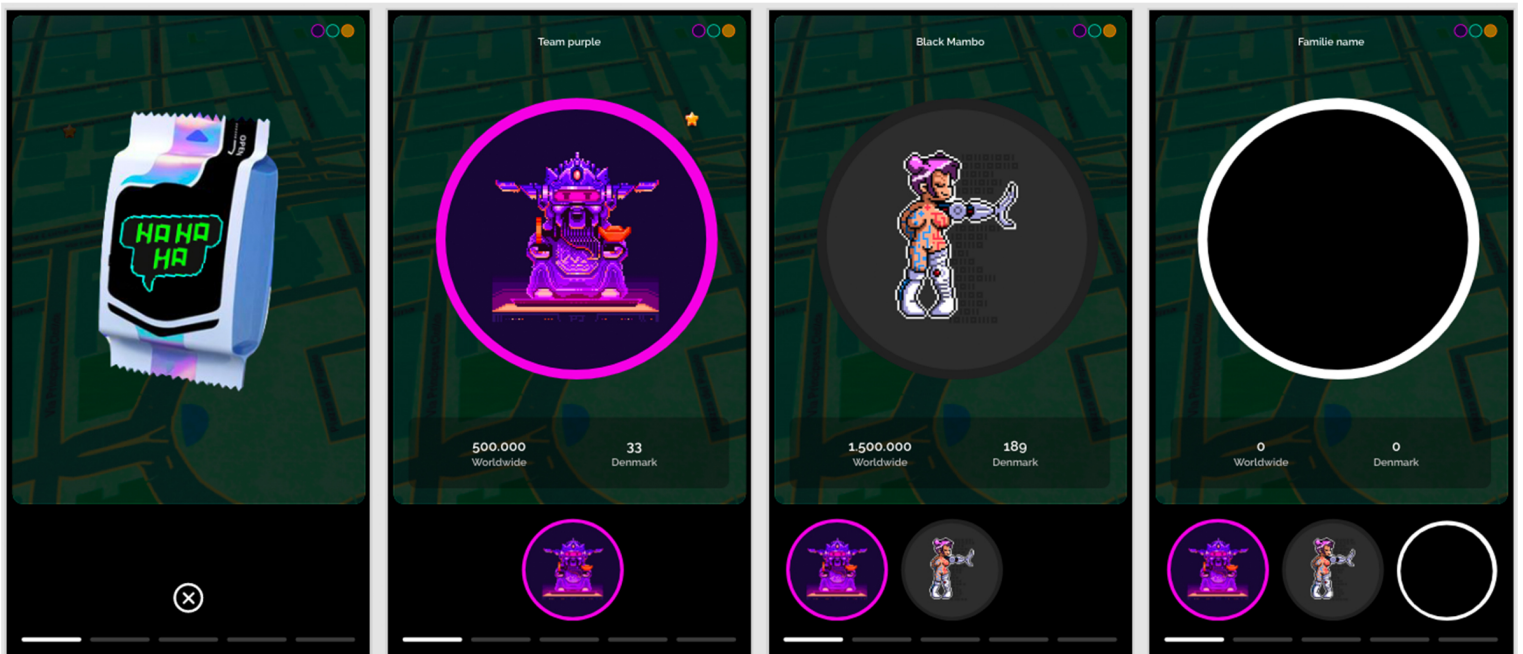

Maps where users can find extra time. Coins that are worth different seconds

2. Find a coin package and open it.

3. See how rare it is and how much time it is worth

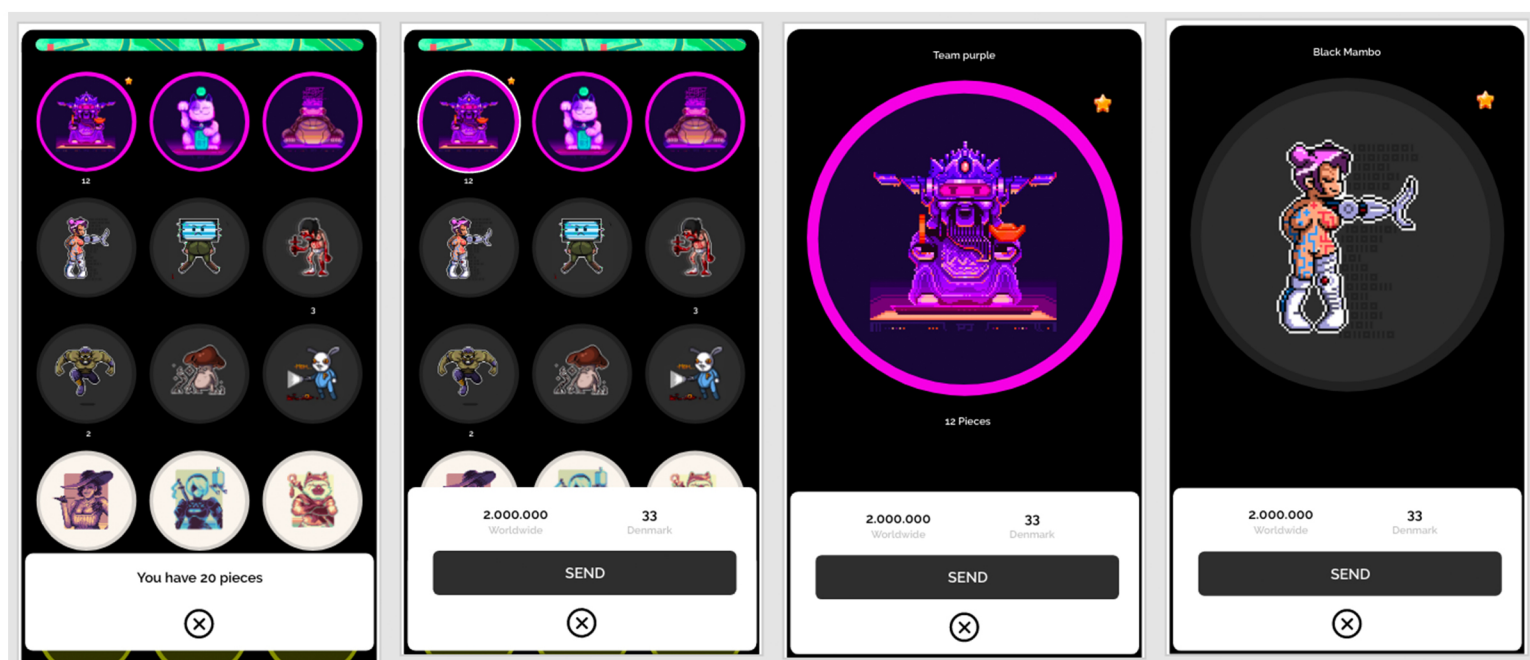
4. It is different how many coins are in the packages.

5. The packages disappear when users take them.



When you swipe up, a coin book will appear, with all the coins you have received or found, one for coins once a month and every now and then. You can see the name of this coin family plus the number of it in the world and your home country, you can then send them to the video you want.the star means it is a special coin which is animated. be 4 types of coins.


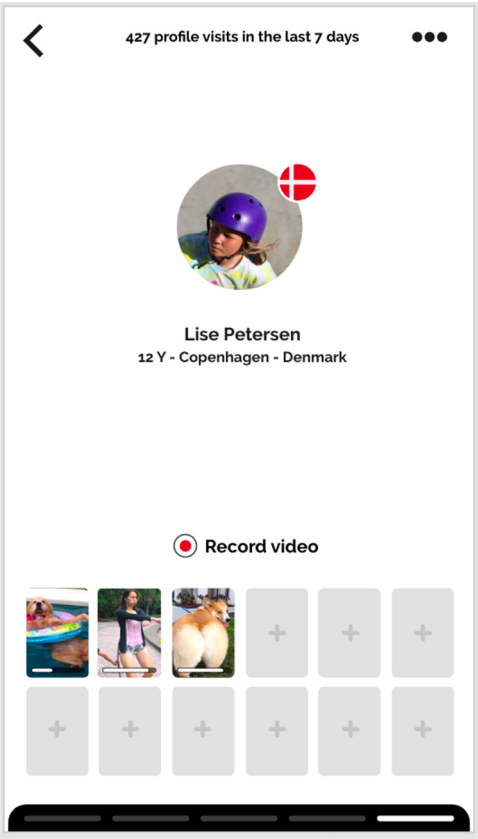
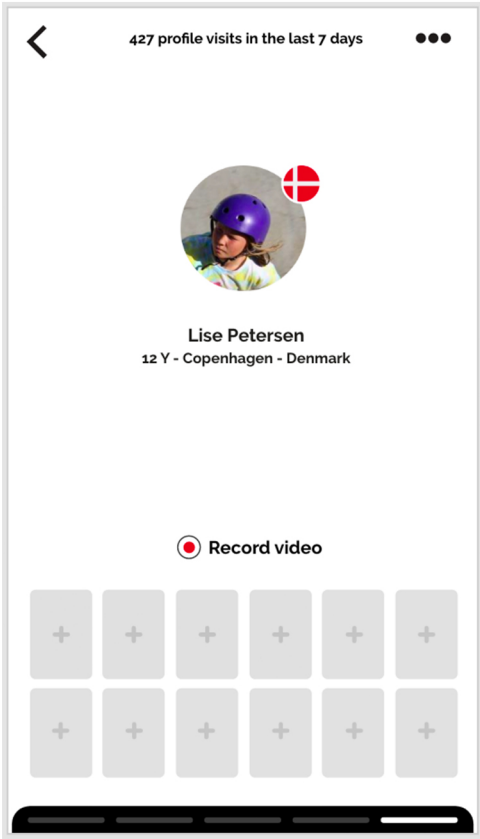

1. No star
2. Sulfur star
3. Gold star
4. Diamond



Profile page You have the option to upload 12 videos.





Each video lasts 1 week which can be viewed on the time bar, after which they disappear.

This is to save on server costs. You have the opportunity to see how many profiles have been in your profile. On this icon , you can edit the name, image and text, if you click on your video you can delete it in the top corner, and close the video at the bottom, with the cross.



video overview.

1. Counts down on your 10 seconds you have to record for on a video.
2. flashes when it is here and is exceeded 10 seconds.
3. Your extra seconds coins will be displayed hereafter
4. upload further from your phone



You have the option to add 6 tags to a video


2. revisit the video by pressing the button.

3. Go back

4. Save the video

<

Save



Main tag.

Tag 2.

Tag 3.

Tag 4.

Tag 5.

Tag 6.

Choose 6 tags

OTHER

PRANKS

CREATIVE

FUNNY

SPORT

DANCE

SOCCER

MUSIC

XTREME

FAILS

TALENT

FITNESS

SNOW

ART

SKILLS

RAP

FITNESS

GAMING

PAKUR

SKATE

BEAUTY

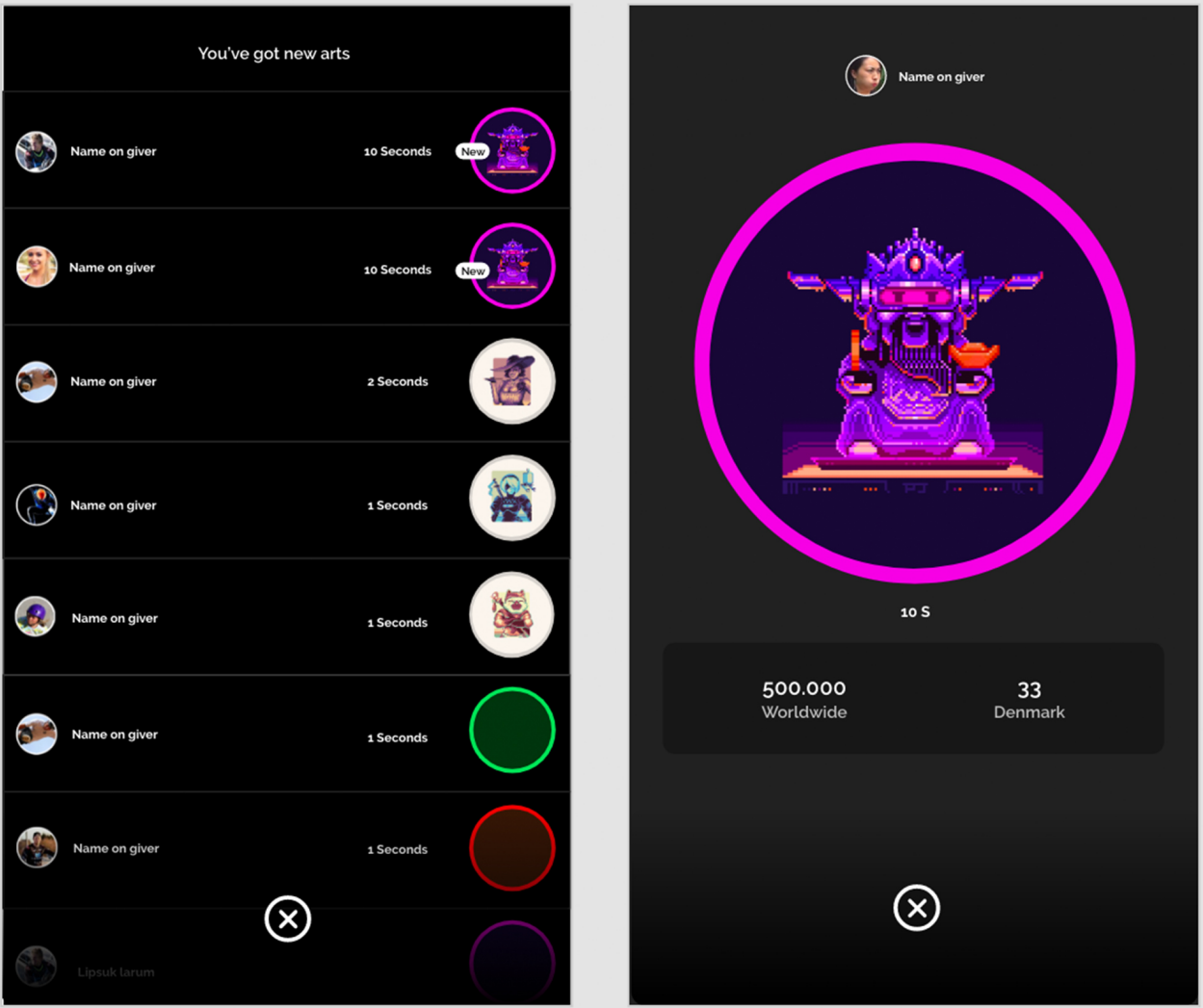
MAGIC

SONG
Share

GYMNASTICS

When users come in after some time and they have received coins from others, they can see an overview of all those they have received.


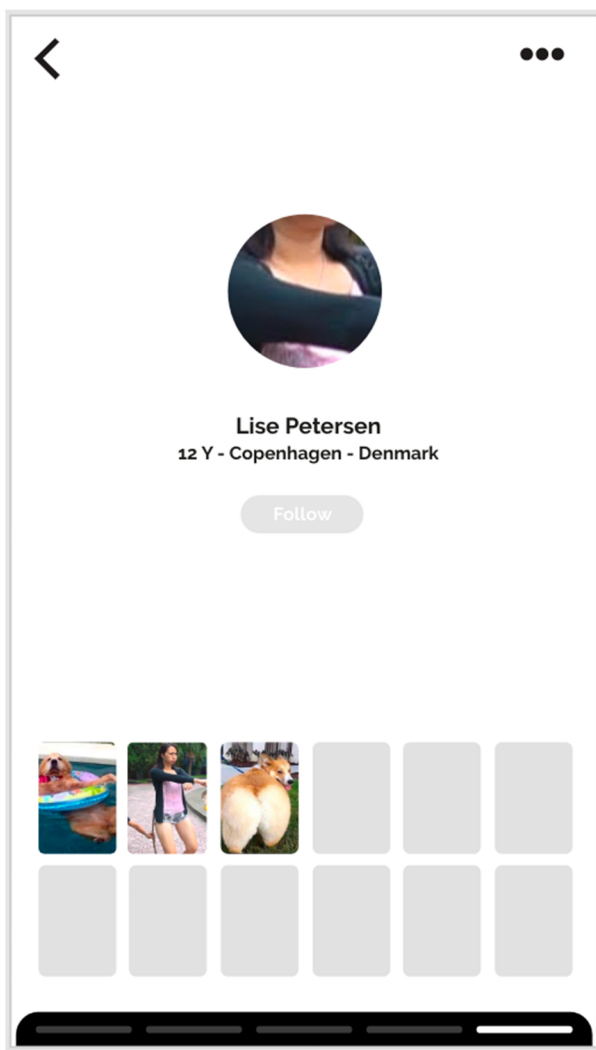
They can click into them and see how soulful they are, how many seconds are worth and who they are from.



Andre brugers profil

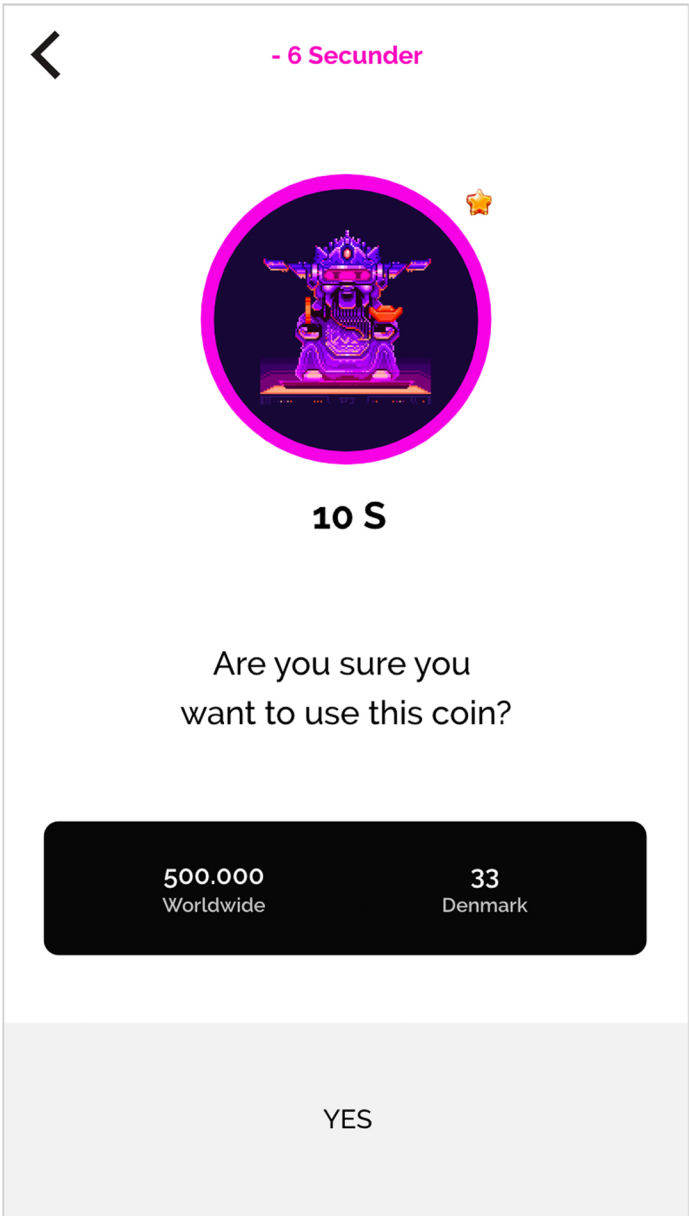
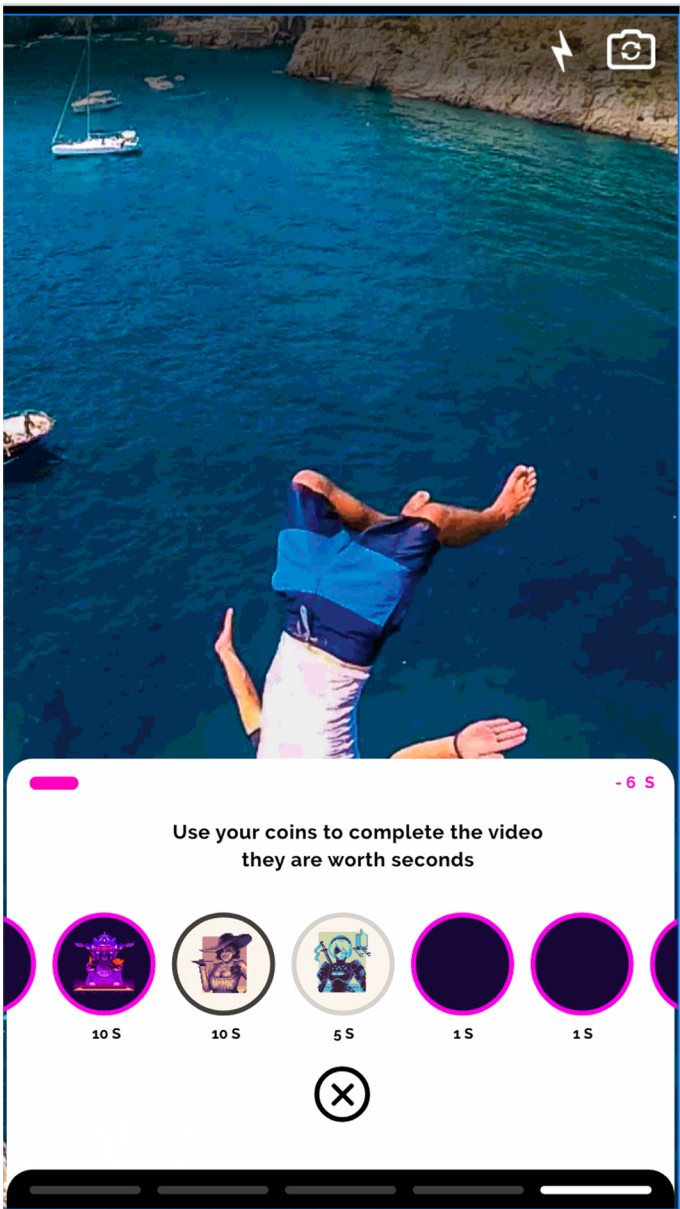
Når brugerner går ind på en andens profil igennem video feedet kan man se videoerne de har lagt ud. Man kan følge dem.

Når man klikker ind på på videoen kan man komme tilbage ved at trykke på krydset for neden.



Other users' profile When users access someone else's profile through the video feed, you can see the videos they have posted and follow them.

When you click on the video, you can come back by clicking on the cross below.



video overview

1. At the top is the profile that uploaded the video and his / her profile picture and name
 2. Report inappropriate videos easily here
 3. Touch the screen to watch a new video. A kiss / like is given at the same time as you give it.
- The longer you hold your finger down on the screen the greater kiss you give to the video and profile.
- At the bottom you can see 5 buttons that lead to different places in the app.



Brands
MINI GAMES
Advertising!

Play the beast
in different environments

